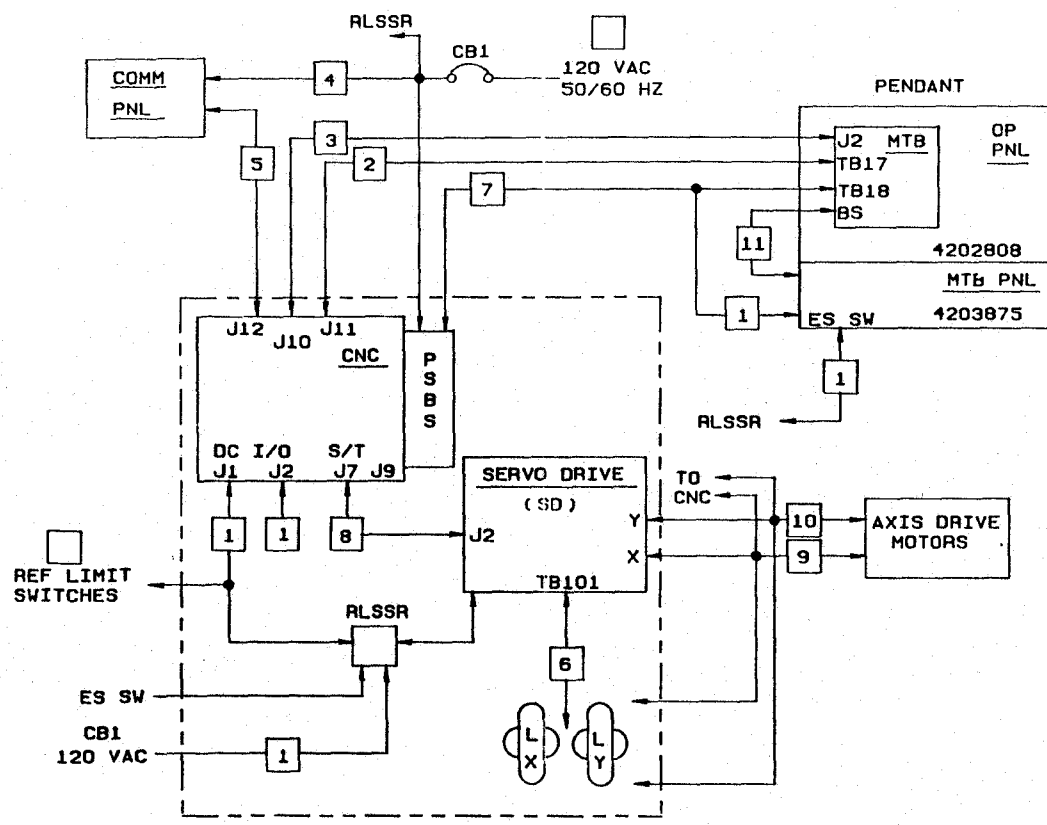


LTR	REVISIONS	DATE
B	SEE ECO 27331	11/14
C	SEE ECO 27362	11/14



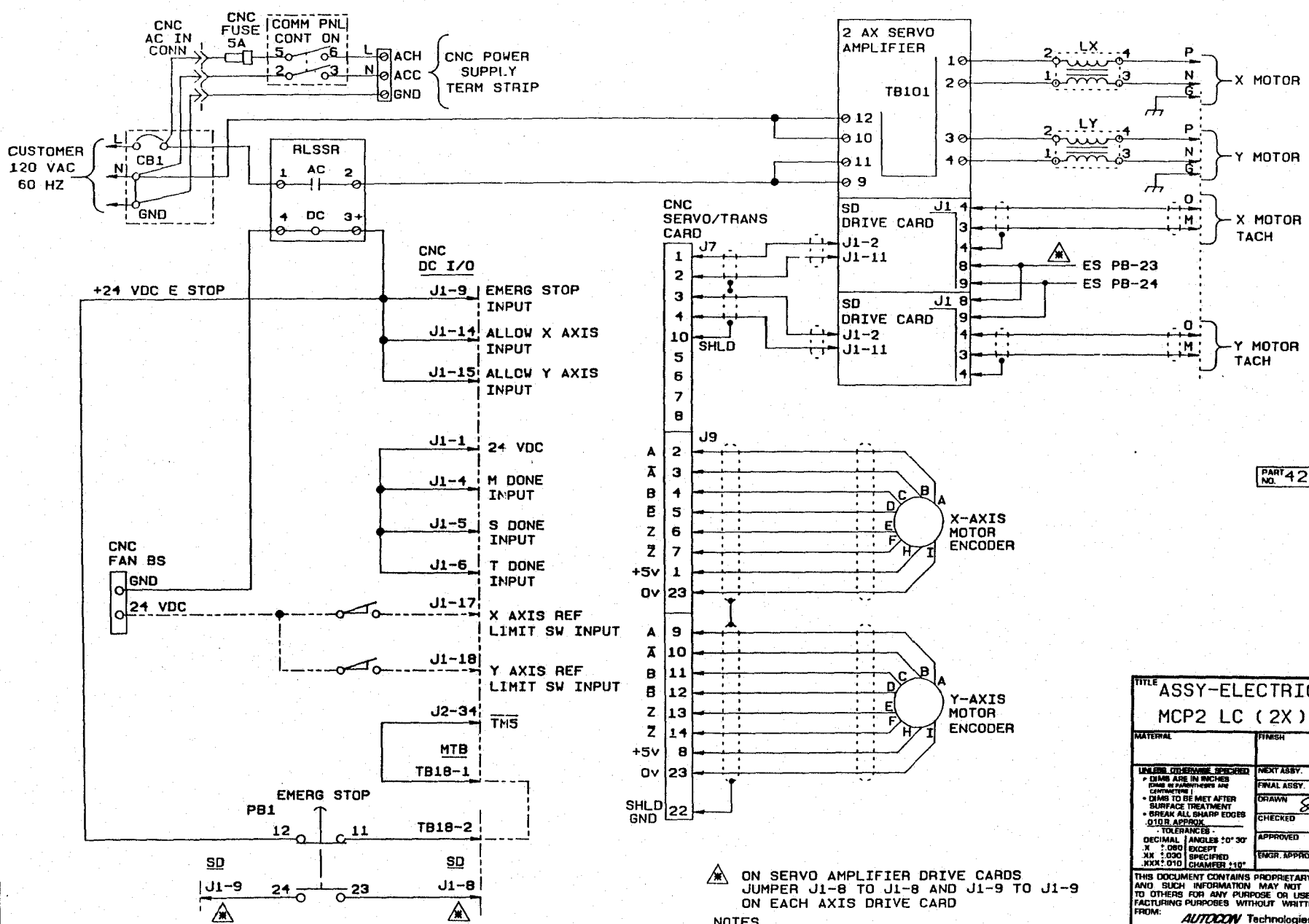
- 11 = 4201996 PANEL
- 10 = 4201593 SERVO Y
- 9 = 4203641 SERVO X
- 8 = 4201560 SERVO
- 7 = 4203142 DC POWER
- 6 = 4203874 SD/L
- 5 = 4201315 COMM
- 4 = 4201289 POWER
- 3 = 4201290 CONTROL
- 2 = 4202430 CRT
- 1 = SEE SHT 2/3 (REF 4203999)
- = BY CUSTOMER

CABLE LIST

PART NO. 4204000

Δ20 2 Axis
no MTB I/O

TITLE	
ASSY - ELECTRICAL MCP2 LC (2X)	
MATERIAL	FINISH
UNLESS OTHERWISE SPECIFIED • DIMS ARE IN INCHES • DIMS TO BE MEET AFTER SURFACE TREATMENT • BREAK ALL SHARP EDGES • TOLERANCES: DECIMAL ANGLES :0°:30' X : 0.00 EXCEPT XX : 0.00 SPECIFIED XXX : 0.10 CHAMFER :10°	NEXT ASSY: FINAL ASSY: DRAWN <i>Scott</i> <i>11/14</i> CHECKED APPROVED <i>DS</i> <i>11/14</i> ENGR. APPROVAL
THIS DOCUMENT CONTAINS PROPRIETARY INFORMATION AND SUCH INFORMATION MAY NOT BE DISCLOSED TO OTHERS FOR ANY PURPOSE OR USED FOR MANUFACTURING PURPOSES WITHOUT WRITTEN PERMISSION FROM: AUTOCOR Technologies, Inc. Farmington Hills, MI	
SIZE C	REV C
SCALE	SHEET 1 OF 3



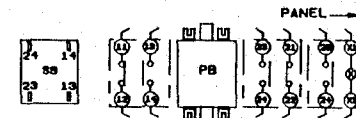
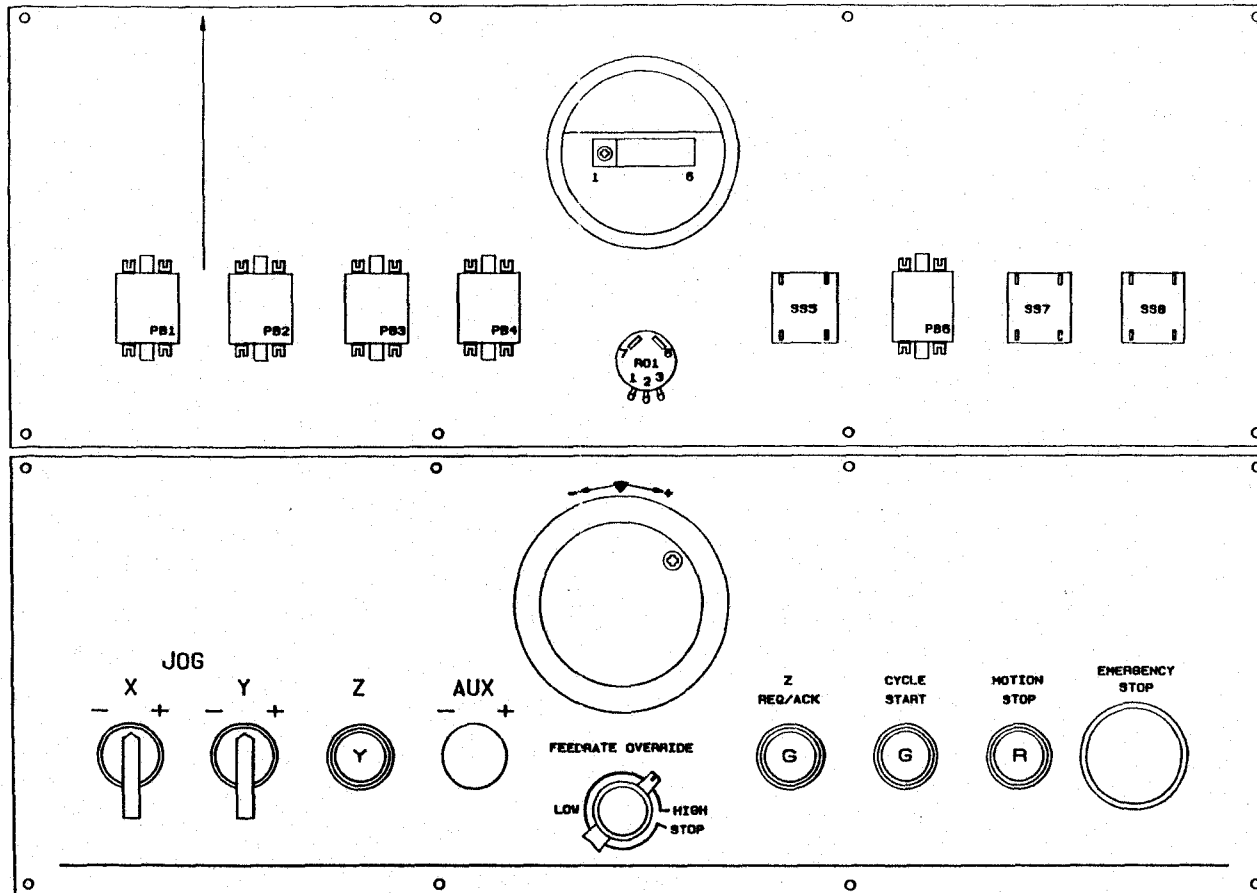
PART NO. 4204000

TITLE	
ASSY-ELECTRICAL	
MCP2 LC (2X)	
MATERIAL	FINISH
DIMS ARE IN INCHES DIMS TO BE MET AFTER SURFACE TREATMENT BREAK ALL SHARP EDGES Q10 R APPROX TOLERANCES - DECIMAL ANGLES :0° 30' X : .000 EXCEPT XX : .000 SPECIFIED XXX : .010 CHAMFER +10°	NEXT ASSY. FINAL ASSY. DRAWN <i>Smyley</i> 11/14/94 CHECKED APPROVED ENGR. APPROVAL
THIS DOCUMENT CONTAINS PROPRIETARY INFORMATION AND SUCH INFORMATION MAY NOT BE DISCLOSED TO OTHERS FOR ANY PURPOSE OR USED FOR MANUFACTURING PURPOSES WITHOUT WRITTEN PERMISSION FROM: AUTODON Technologies, Inc. Farmington Hills, MI	
SIZE	REV.
C	C
SCALE	SHEET 2 OF 3

⚠ ON SERVO AMPLIFIER DRIVE CARDS
 JUMPER J1-8 TO J1-8 AND J1-9 TO J1-9
 ON EACH AXIS DRIVE CARD

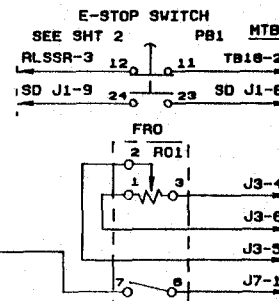
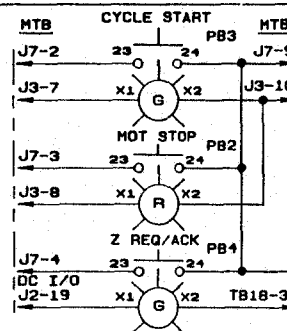
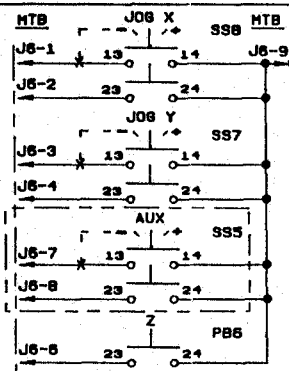
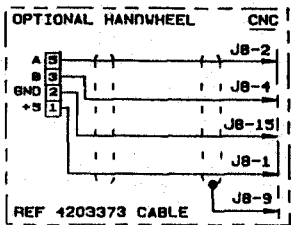
NOTES

TO MTB J3, J6, J7, TB18



TERMINAL IDENTIFICATION

PART NO. 4204000



TITLE ASSY - ELECTRICAL MCP2 LC (2X)	
MATERIAL	FINISH
UNLESS OTHERWISE SPECIFIED • DIMS ARE IN INCHES (DIMS IN PARENTHESES ARE CENTIMETERS) • DIMS TO BE MET AFTER SURFACE TREATMENT • BREAK ALL SHARP EDGES O10R APPROX. • TOLERANCES - DECIMAL ANGLES 10° 30' K : 080 EXCEPT JK : 030 SPECIFIED XXX: 010 CHAMFER +10°	NEXT ASSY: FINAL ASSY: DRAWN: <i>SM/L</i> CHECKED: <i>W/144</i> APPROVED: ENGR APPROVAL:
THIS DOCUMENT CONTAINS PROPRIETARY INFORMATION AND SUCH INFORMATION MAY NOT BE DISCLOSED TO OTHERS FOR ANY PURPOSE OR USED FOR MANU- FACTURING PURPOSES WITHOUT WRITTEN PERMISSION FROM: AUTOCOR Technologies, Inc. Farmington Hills, MI	
SIZE C	REV. C
SCALE	SHEET 3 OF 3